


2015-2016



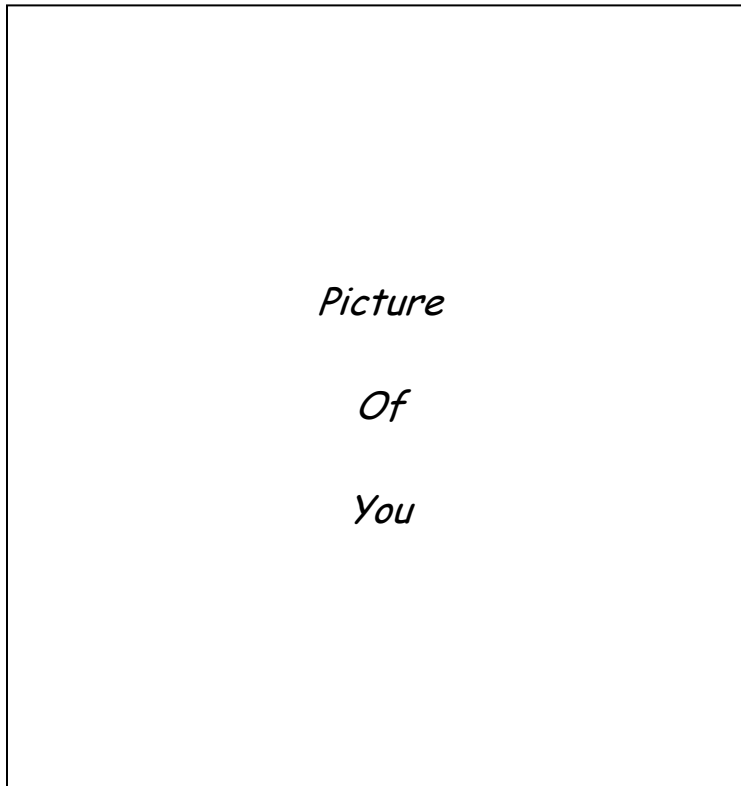
Color Me

**EXPLORER
RECORD BOOK**

Now You Are A 4-H Explorer Congratulations & Welcome

Explorers are pre-4-H youth, in second grade, who are interested in taking part in the Monroe County 4-H Youth Program before they can be officially enrolled as a regular 4-H member.

Explorers are proud of their enrollment in 4-H. Just see how they smile! 😊



Name: _____

4-H Club: _____

Grade in School: _____ **4-H Year:** _____

This booklet is designed to help you keep track of all things you will do as a 4-H Explorer.

The 4-H Emblem is:

A green four-leaf clover with the letter "H" on each leaf is the emblem. Each "H" stands for a part of the pledge -

Head,
Heart,
Hands,
Health



The 4-H Colors Are:

Green and White.

Green symbolizes nature's most common color.
White symbolizes purity.

The 4-H Motto is:

"To Make The Best Better"

This motto challenges everyone involved in 4-H to do the very best job they can.

Flag Pledges




The American Flag Pledge:


“I pledge allegiance to the flag of the United States of America, and to the republic for which it stands, one nation under God, indivisible, with liberty and justice for all.”

(When repeating the pledge, your right hand should be placed over your heart which is on the left side.)

The National 4-H Pledge:



I Pledge:



(Right hand over heart)

My Head to clearer thinking




(Right hand point to forehead)

My Heart to Greater loyalty



(Arms slightly bent with palms up)

My Hands to larger service, and



(Arms at sides)

My Health to better living for my club,
My community, my country, and my world.

Explorer Activity Record

Check the activities **you** participated in.

Club Activities:

- _____ Club Fair Tour
- _____ Committee Member with parent
- _____ Community Service
- _____ Conservation/Environment
- _____ Dairy Promotion
- _____ Demonstration
- _____ Health/Safety
- _____ Pledge of Allegiance
- _____ 4-H Pledge Leader for Club Mtg.
- _____ Short speech or talk @ club meeting
- _____ Picnic/Pot Luck
- _____ Recreation
- _____ 4-H Week Activities (display/radio/newspaper)
- _____ Other (list) _____

County Activities:

- _____ Cloverbud/Explorer Camp
- _____ County Cloverbud/Explorer College
- _____ Festival of Arts: music, drama, demonstration,
speaking, arts & crafts, photography (circle participation)
- _____ Food Stand
- _____ Fair Booth
- _____ Fair Exhibitor
- _____ Foods Revue
- _____ Fur, Fin and Feather Show
- _____ Achievement Night
- _____ 4-H Family Banquet
- _____ Other (list)

Explorer Project Record

Name: _____

This is my _____ year in 4-H.

We had _____ Explorer meetings/trips.

I went to _____ of these Explorer meetings/trips.


I went to _____ regular 4-H club meetings.

What did you take to the fair? *(list)*

Parent Comments:

Parent/Guardian Signature: _____ Date: _____

**Draw a Picture about
4-H and You!**






The "I've Really Done It" Page



In the box below, place a photo, draw a picture, cut out a magazine picture/clip art, use stickers, or any way you choose to show the 4-H activity you had fun doing. Use one page for each activity such as Cloverbud Camp, Cloverbud College, your 4-H club meetings, club project meeting and other special 4-H activities. Duplicate page as needed.

Date: _____



What did you do?

4-H Explorer Additional Information Material

Put clippings and pictures and other items of different 4-H activities you participated in here. (Add additional pages if needed).