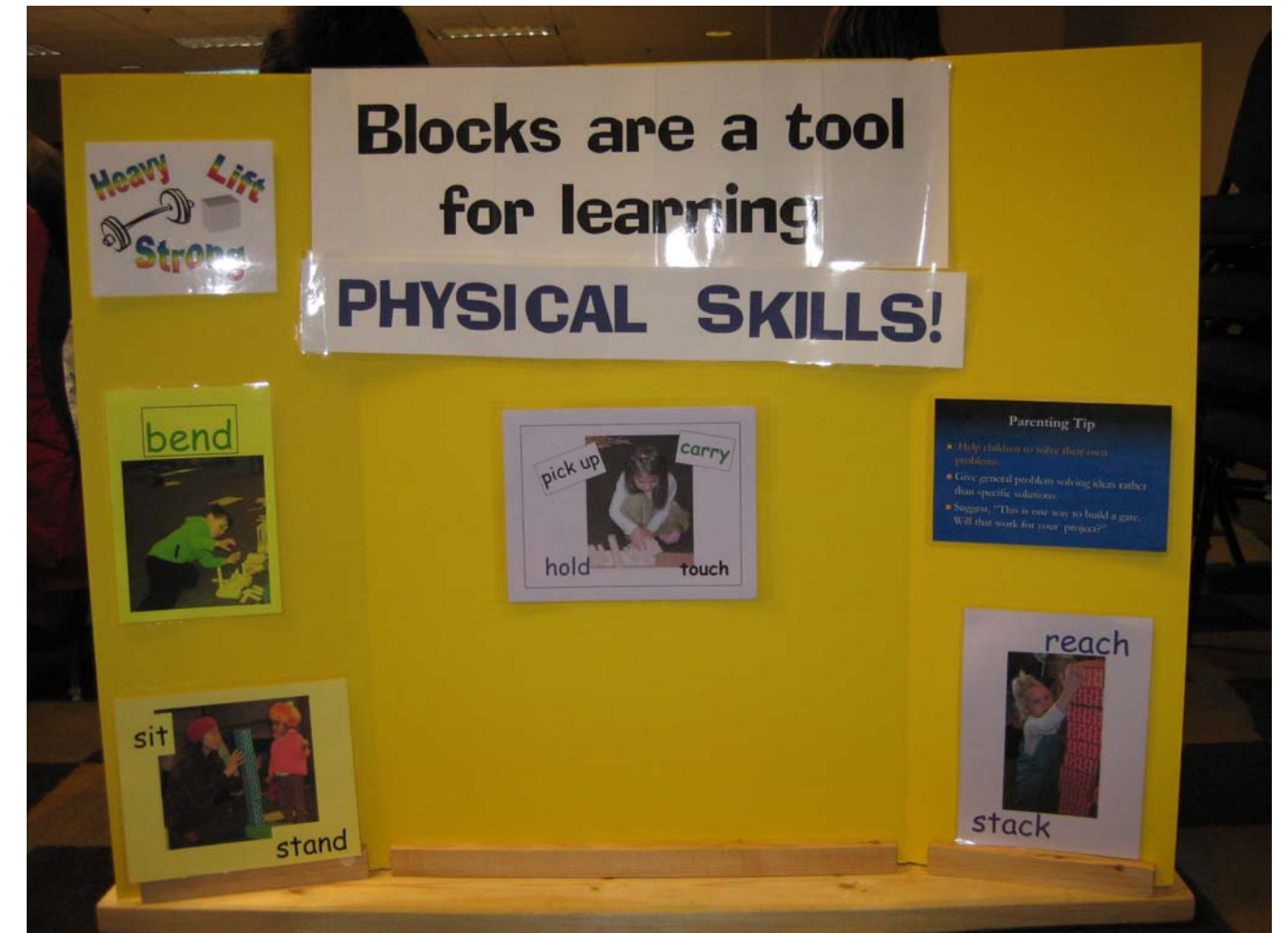



What's a Play Partner to Do?

1. Play more on the floor with the children. Watch the children as they build before adding gentle suggestions to help the play develop.
2. Tell the children what they can do with blocks rather than what they can't do. "The blocks stay on the table." "Take apart your tower with your hands." "The blocks are for building."
3. TALK, TALK, TALK. Talk about what your child is doing. Talk about what you are doing. Describe what you see. Use interesting vocabulary.
4. Use open-ended questions to allow a child to explain a situation. "Tell me about your building..." "What do you think the people are talking about in your house?" These questions encourage your child to think about what they're doing and encourage them to talk about it.
5. Help children to solve their own problems. Give general problem solving ideas rather than specific solutions. Suggest, "This is one way to build a gate. Will that work for your project?"
6. Vary the clean-up routines to involve children in the process.
 - ◆ Give the children a warning that clean-up time is coming.
We can play for 5 minutes and then we'll clean up.
 - ◆ Give the child a choice about how he wants to accomplish the task.
Are you going to first put away the long blocks or the short blocks?
 - ◆ Join in with the child and make it a game.
Do you have strong muscles? Show me your muscles when you help pick up the blocks.
 - ◆ Sing a clean up song together.

*This is the way we pick up our toys,
Pick up our toys
Pick up our toys
This is the way we pick up our toys
before we go to bed.*



Blocks are a tool for learning

NEW WORDS AND BUILDING PRE-READING SKILLS!

Car

listen

ask

same

different

Pretend

Train

Parenting Tip

- Play on the floor with the children.
- Watch the children as they build before adding gentle suggestions to help the play develop.

Blocks are a tool for learning

SOCIAL SKILLS!

Together

Share

create

alone

self control

take turns

help

Parenting Tip

- Tell the children what they can do with blocks rather than what they can't do.
- "The blocks stay on the table." "Take apart some noise with your hands." "The blocks are for building."

Blocks are a tool for learning


MATH!


tall


long

match

count

1 = 

2 = 

3 = 

patterns

sort

add

$$\begin{array}{r} 1 \\ + 1 \\ \hline = 2 \end{array}$$

straight

curve

Parenting Tip

- TALK, TALK, TALK!
- Talk about what your child is doing.
- Talk about what you are doing.
- Describe what you see.
- Repeat back what the child is saying to maintain vocabulary when appropriate. "Did you see that you were building a tall, blue tower?"

shapes

circle square triangle rectangle oval